

KOLLER TUB- AND METAL LEG FRAMEWORKS



INDEX

Easy tub framework	3 - 13
Examples for application of tub framework	14
Tub framework	15
Panel fastening	16
Metal leg framework	17 - 18
Tub strengthening	19

Easy tub framework

rectangular tub



corner tub



We are able to provide a complete framework for any type of tub (Whirlpool) as shown on the photos above. Kindly contact us in order to design an individual tub framework for your tub.

Advantages of a KOLLER tub framework:

It replaces the function of a metal leg framework. Additionally it provides support to the tub rim. It is an ideal solution for Whirlpools. Easy installation of appliances.

mounting example pump + blower



advantages



simple construction

quick installation time

metal leg frame work + tub rim support

easy installation of appliances



Easy tub framework

rectangular TUBS | corner tubs | oval tubs
for tubs with and without Whirlpool system



VZ-1694-A

VZ-1695-A



VZ-1700-A



Example	(Length and width will be special designed for your tub)	Order No.
for rectangular tubs 1800 x 800 mm		VZ-1694-A
for corner tubs 1400 x 1400 mm		VZ-1695-A
for tub 1800 x 900 mm		VZ-1700-A
no extra tool carrier track for mounting of the whirlpool appliances necessary		

Easy tub framework

rectangular tubs | type 1
for tubs with and without Whirlpool system

tool carrier track
incl. assembling auxiliaries



Example (Length and width will be special designed for your tub)	Order No.	optional for whirlpools for mounting of the appliances	Order No.
for tubs 1700 x 700 mm	VZ-1706-A	tool carrier track 600 mm	VZ-1706-A-1
for tubs 1800 x 800 mm	VZ-1696-A	tool carrier track 700 mm	VZ-1696-A-1
for tubs 1900 x 900 mm	VZ-1707-A	tool carrier track 800 mm	VZ-1707-A-1



Easy tub framework

rectangular tubs | type 2
for tubs with and without Whirlpool system

tool carrier track
incl. assembling auxiliaries



Example	(Length and width will be special designed for your tub)	Order No.
for tub 1800 x 1150 mm		VZ-1703-A
tool carrier track 1050 mm - optional for whirlpools for mounting of the appliances		VZ-1703-A-1

Easy tub framework

corner tubs | type 1
for tubs with and without Whirlpool system



Example	(Length and width will be special designed for your tub)	Order No.
for tubs from 1400 x 1400 mm to 1500 x 1500 mm		VZ-1697-A
no extra tool carrier track for mounting of the whirlpool appliances necessary		



Tub- and metal leg frameworks catalogue.
Technical specifications and printing errors are subject to
change without prior notification. EN2122 © Copyright reserved.

Easy tub framework

corner tubs | type 2

for tubs with and without Whirlpool system



Example	(Length and width will be special designed for your tub)	Order No.
for tub 1450 x 1450 mm		VZ-1704-A
no extra tool carrier track for mounting of the whirlpool appliances necessary		

Easy tub framework

asymmetric tubs | type 1
for tubs with and without Whirlpool system

tool carrier track
incl. assembling auxiliaries



Example	(Length and width will be special designed for your tub)	Order No.
for tub 1400 x 900 mm		VZ-1698-A
tool carrier track 800 mm - optional for whirlpools for mounting of the appliances		VZ-1698-A-1



Tub- and metal leg frameworks catalogue.
Technical specifications and printing errors are subject to
change without prior notification. EN2122 © Copyright reserved.

Easy tub framework

asymmetric tubs | type 2
for tubs with and without Whirlpool system

tool carrier track
incl. assembling auxiliaries



Example	(Length and width will be special designed for your tub)	Order No.
for tub 1800 x 1300 mm		VZ-1705-A
tool carrier track 1200 mm - optional for whirlpools for mounting of the appliances		VZ-1705-A-1

Easy tub framework

hexagonal tubs

for tubs with and without Whirlpool system



Example

(Length and width will be special designed for your tub)

Order No.

for tub 1850 x 800 mm

VZ-1701-A

no extra tool carrier track for mounting of the whirlpool appliances necessary



Tub- and metal leg frameworks catalogue.
Technical specifications and printing errors are subject to
change without prior notification. EN2122 © Copyright reserved.

Easy tub framework

octagonal tubs

for tubs with and without Whirlpool system



Example

(Length and width will be special designed for your tub)

Order No.

for tub 1900 x 900 mm

VZ-1702-A

no extra tool carrier track for mounting of the whirlpool appliances necessary

Easy tub framework

round tubs

for tubs with and without Whirlpool system



Example

(Length and width will be special designed for your tub)

Order No.

for tub with diameter 1800 mm

VZ-1699-A

no extra tool carrier track for mounting of the whirlpool appliances necessary




Tub- and metal leg frameworks catalogue.
Technical specifications and printing errors are subject to
change without prior notification. EN2122 © Copyright reserved.

Examples for application of tub framework

rectangular tub



The same framework is suitable for tubs with a length from 170 up to 190 cm and a width from 70 up to 90 cm!



corner tub




The same framework is suitable for corner tubs from 130 up to 150 cm!

We are able to provide a complete framework for any type of tub (Whirlpool) as shown in the photos above. Kindly contact us in order to design an individual framework for your tub.


Advantages of a KOLLER tub framework:

It replaces the function of a metal leg framework. Additionally it provides support to the tub rim. With its various connections and mounting attachments it is highly suitable for the installation of panels. It is an ideal solution for Whirlpools. Easy installation of appliances by adding further c-profile support (this may be already included in the design of your individual tub framework).



- 1 c-profile**
(will be adjusted to the measurements of your tub)
- 2 angle connector**
order no. VZ-685
- 3 connection piece straight**
order no. VZ-688-240
- 4 threaded rods**
(Size and legs will be adjusted to the measurements of the tub.)
- 5 universal tool carrier**
order no. VZ-670-50

tool carrier track for rectangular tub



adjustable from approx. 58 to 92 cm

tool carrier track for corner tub



adjustable from approx. 40 to 60 cm

Tub framework

rectangular tubs | corner tubs
for tubs with and without Whirlpool system



rectangular tub
VZ-1690-A

Tool carrier track

VZ-1690-10



corner tub
VZ-1691-A

Tool carrier track

VZ-1691-10



Example (Length and width will be special designed for your tub)	Order No.	optional for whirlpools for mounting of the appliances	Order No.
length adjustable: 1700 - 1900 mm width adjustable: 700 - 900 mm	VZ-1690-A	Tool carrier track length adjustable: 630 - 900 mm	VZ-1690-10
side length adjustable from 1300 - 1500 mm	VZ-1691-A	Tool carrier track length adjustable: 450 - 620 mm	VZ-1691-10



Panel fastening

For easy and quick attachment of the panel




Panel fastening

P-689-50



Clamp strap

P-689-51



Example

Panel fastening - suited for mounting of tub panels, by a metal plate with glue and mounting carrier

Clamp strap - with assembling auxiliaries

Order No.

P-689-50

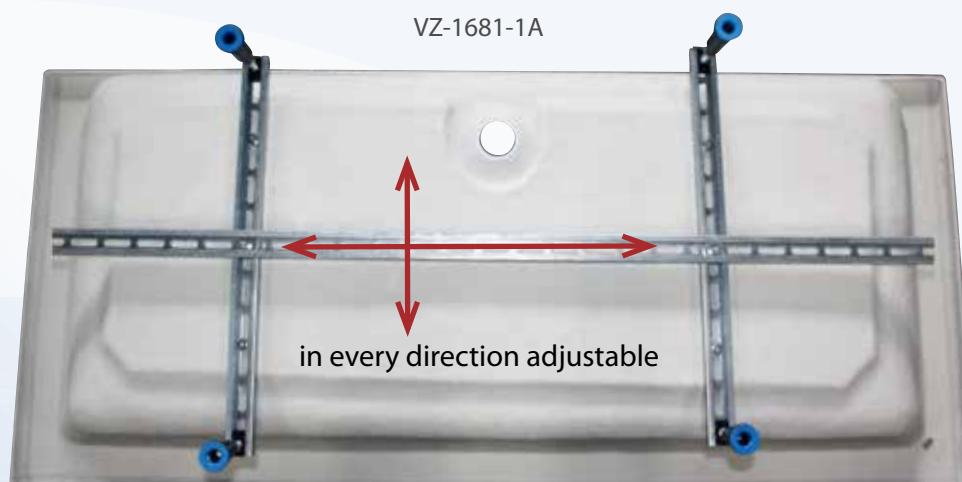
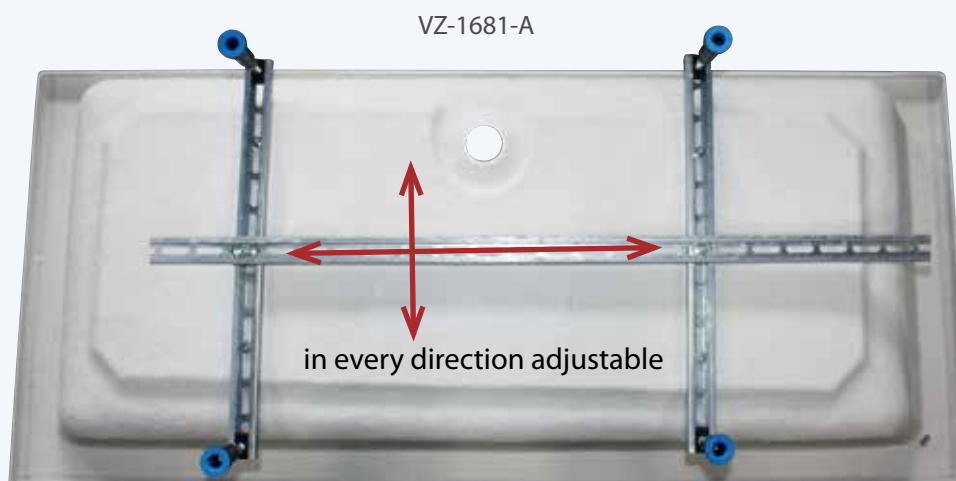
P-689-51

Metal leg framework

C-PROFILE

for tubs with Whirlpool system

because of the universal applicable c-profil - simple mounting of blower and jet pump without any further tools



example for application with pump support „Quick Fix Vario“



Example

for 1 appliance: pump or blower

for 2 appliances: pump and blower opposite

Order No.

VZ-1681-A

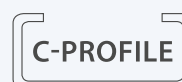
VZ-1681-1A


Tub- and metal leg frameworks catalogue.
Technical specifications and printing errors are subject to
change without prior notification. EN2122 © Copyright reserved.

Metal leg framework

for tubs without Whirlpool system

because of the universal applicable c-profil - simple mounting of blower and jet pump without any further tools



683-A



Example

for tubs without appliances - length C-Profile: 580 mm

Order No.

683-A

Tub strengthening

Considerably simplifies the workload

Optimal alternative to wooden boards

9301-6-7
9301-6-8




P-9301-D
P-9301-E



9301-9-10



P-9301-F
P-9301-G



9301-9-10A



Example	Order No.
length adjustable: 240 - 400 mm	P-9301-6-7
length adjustable: 410 - 600 mm	P-9301-6-8
length adjustable: 260 - 470 mm	P-9301-9-10
length adjustable: 260 - 470 mm	P-9301-9-10A
length adjustable: 590 - 1010 mm, width adjustable: 240 - 400 mm	P-9301-D
length adjustable: 590 - 1010 mm, width adjustable: 410 - 600 mm	P-9301-E
length adjustable: 590 - 1010 mm, width adjustable: 240 - 400 mm	P-9301-F
length adjustable: 590 - 1010 mm, width adjustable: 410 - 600 mm	P-9301-G

At your service, worldwide!



You will find all our contact details at whirl.rkoller.com

KOLLER **WHIRL-SYSTEMS**

RUDOLF KOLLER Ges.m.b.H.
A-1210 VIENNA
Brünner Straße 313-315
Tel.: +43/1/604 43 33
office.vienna.at@rkoller.com

A-3902 VITIS
Rudolf-Koller-Straße 1
Tel.: +43/2841/8207
office.vitis.at@rkoller.com



RUDOLF KOLLER spol.s.r.o.
CZ-37701 JINDRICHUV HRADEC
Dolní Pena 201
Tel.: +420/384/370 410
office.jhradec.cz@rkoller.com