

# KOLLER INNOVATIONS

New ideas for your UNIQUE wellness experience



# MINIMAX

PNEUMATIC **OR** ELECTRONIC



## Description:

20 jets are operated by one pump.

The **MINIMAX** system is characterized by a delightfully pleasant sound – imagine unwinding next to a wonderfully relaxing cascade.

The air blower is eliminated from this whirlpool system.

This system has become very popular with our customers in recent years.

### Pneumatic System\*

**Order No.** P-C-1040

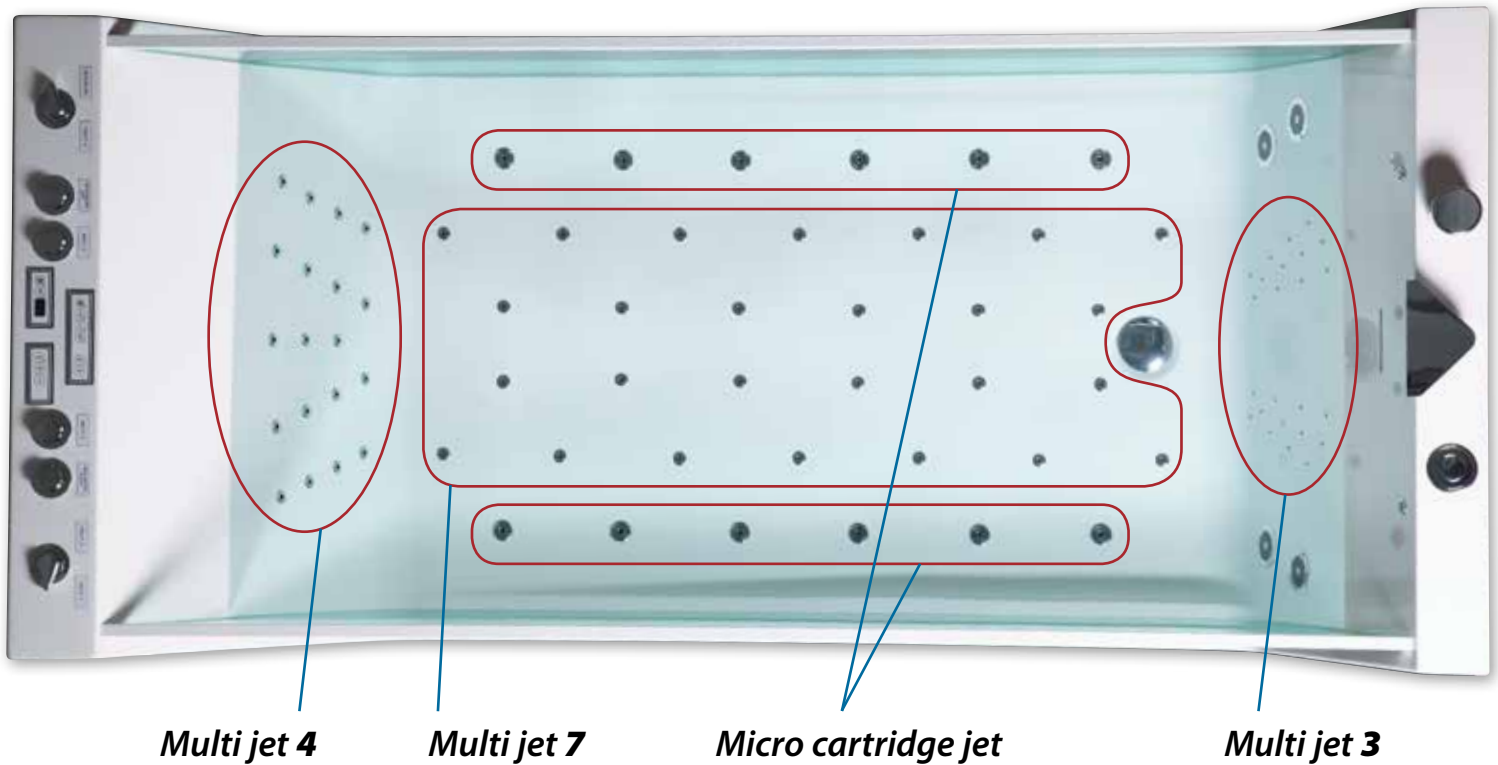
### Electronic System\*

**Order No.** P-C-1040-10

\*(suitable for a bathtub measuring 180 x 80 cm)

# MULTI JET

JETS WITH 3 TO 7 FUNCTIONS



# MULTI JET 3 WHISPER BLOWER

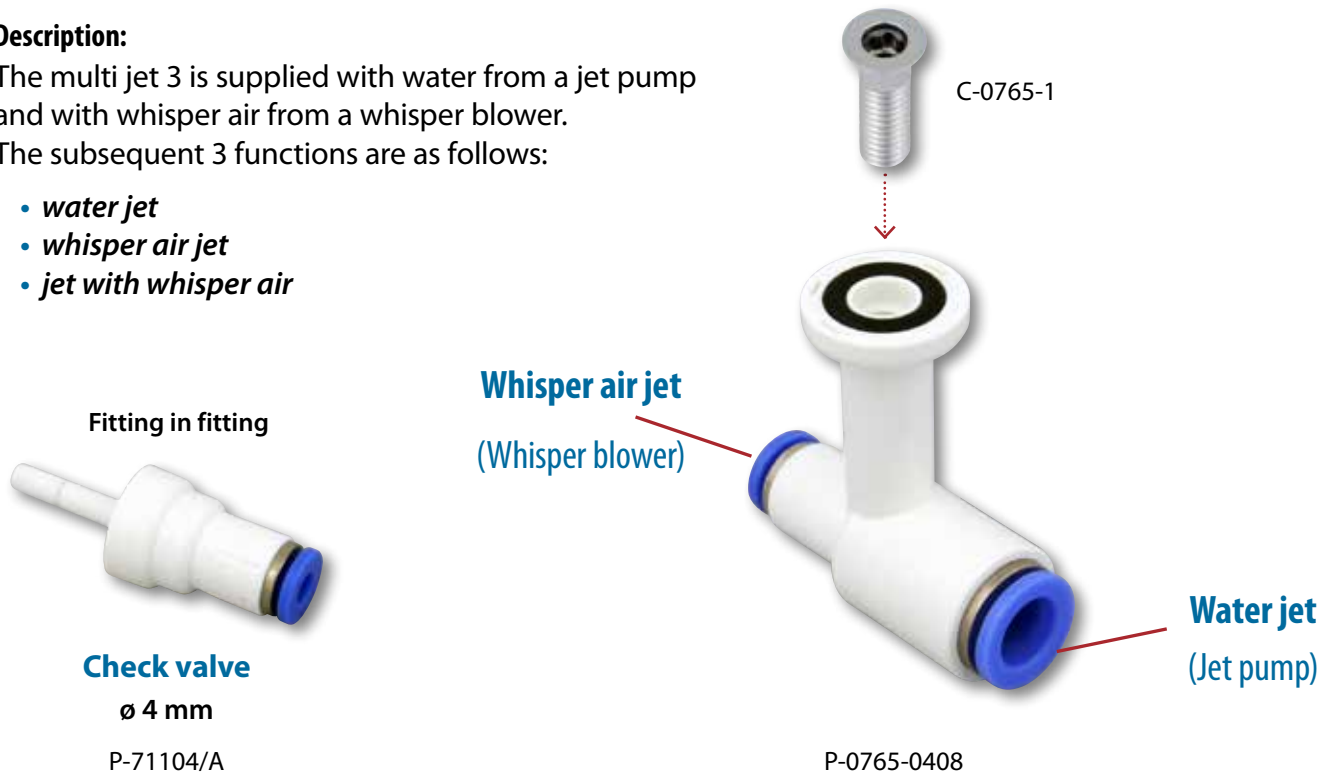
## WITH CARTRIDGE

### Description:

The multi jet 3 is supplied with water from a jet pump and with whisper air from a whisper blower.

The subsequent 3 functions are as follows:

- *water jet*
- *whisper air jet*
- *jet with whisper air*



**WATER JET**



**WHISPER AIR JET**



**JET WITH WHISPER AIR**



# MULTI JET 3 AIR BLOWER

## WITH CARTRIDGE

**Description:**

The multi jet 3 is supplied with water from a jet pump and with air from a air blower.

The subsequent 3 functions are as follows:

- *water jet*
- *air jet*
- *jet with air*



Fitting in fitting

**Check valve**

ø 4 mm

P-71104/A

**Air jet**  
(Air blower)



C-0765-1

P-0765-0408



**WATER JET**



**AIR JET**



**JET WITH AIR**

# MULTI JET 4

## WITH CARTRIDGE

### Description:

The multi jet 4 is supplied with water from a jet pump and with air from a air blower via a turbo air control.

The subsequent 4 functions are as follows:

- *water jet*
- *air jet*
- *jet with air control*
- *jet with turbo air*

### Description:

May be lit via the lens housing (P-15191) and the suitable effect light chain (series 5191A).

The multi jet 4 is supplied with water from a jet pump and with air from a air blower via a turbo air control.

The subsequent 4 functions are as follows:




- *water jet*
- *air jet*
- *jet with air control*
- *jet with turbo air*



Fitting in fitting



**Check valves**  
ø 8 mm



**WATER JET**

**AIR JET**

**JET WITH AIR  
CONTROL**

**JET WITH  
TURBO AIR**

# MULTI JET 7

## WITH CARTRIDGE

### Description:

The multi jet 7 is supplied with water from a jet pump, with whisper air from a whisper blower and with air from a air blower via a turbo air control.

The subsequent 7 functions are as follows:

- *water jet*
- *air jet*
- *whisper air jet*
- *jet with whisper air*
- *jet with air control*
- *jet with turbo air*
- *all functions combined*

### Description:

May be lit via the lens housing (P-15191) and the suitable effect light chain (series 5191A).

The multi jet 7 is supplied with water from a jet pump, with whisper air from a whisper blower and with air from a air blower via a turbo air control.

The subsequent 7 functions are as follows:

- *water jet*
- *air jet*
- *whisper air jet*
- *jet with whisper air*
- *jet with air control*
- *jet with turbo air*
- *all functions combined*



P-15191






ø 4 mm  
P-71104/A

**Check valves**  
Fitting in fitting



ø 8 mm  
P-71108/A



1. WATER JET
2. AIR JET
3. WHISPER AIR JET
4. JET WITH WHISPER AIR
5. JET WITH AIR CONTROL
6. JET WITH TURBO AIR
7. ALL FUNCTIONS COMBINED



# MICRO CARTRIDGE JET

Check valve  
ø 10 mm




P-71110



Check valve  
(inside P-0026-11)

Micro cartridge jet

P-0026-10



Whisper jet

New micro cartridge jet with air

**NEW Technology!** Micro jets installation now also possible at the bottom of the bath with air control!

# DOUBLE UNION

e.g. suitable for connection between the heater and the pump (suction side)



Double union 45°

P-5183



Double union 90°

P-5182



# BLUETOOTH



**Electronic button  
bluetooth 3 functions**

**For this combination you have to order:**

- 1 x Flatline button ring: C-M00351-10
- 1 x electronic button: 7P
- 1 x button body: P-341XX
- 1 x Flatline spacer washer: P-M00304-1



In active mode – BLUE light display  
Brand logo/design – possible on request!



**Blueline capacitive push  
button bluetooth 3 functions**  
(design and logo  
possible on request)

012 3531C

012 3581C-V2

**Blueline capacitive push  
button bluetooth 7 functions**  
(design and logo  
possible on request)



003 3521E


**Infrared remote control**  
(design and logo possible on request)

## 10 FUNCTIONS:

air, plus, minus, jet, zone roller, light, stop/continue, bluetooth, plus, minus  
length: 94 mm, width: 44 mm, height: 12 mm, weight: 41 g

## Koller Bluetooth Sound System

240 8171A-S03



Two structure-borne sound speakers convert the entire bathtub into a hi-fi surround system.

Mobile appliances (mobile phone, MP3 player, note book etc.) are connected via Bluetooth. Tub speakers transmit the music stored in the appliance. Volume adjustment via the „Blueline push button Bluetooth“.

# COMBI CONTROL PANEL



Combination of air controller and 2 pneumatic buttons



Please view our  
**MAIN CATALOGUE**  
for further combination possibilities.

**For this combination you have to order:**

- 1 x pneumatic button: P-W-0111-1-3-3
- 1 x pneumatic button: P-X-0111-1-3-4
- 1 x air controller turning handle: P-W-0049-3-3
- 1 x control panel cover: P-W-0118-1
- 1 x control panel body: P-0118-BVD

Example in plastic-white  
(visible parts)

# VALVE - BUTTON - COMBINATION

3 versions are available:




Please view our  
**MAIN CATALOGUE**  
for further combination possibilities.

**Electronic button  
Ø 25 mm**



**Electronic button  
Ø 40 mm**




Combination of two way or multiway valve with pneumatic or electronic button Ø 25 mm or Ø 40 mm

**For this combination you have to order:**

- 1 x combi button ring: P-W-0112-16
- 1 x electronic button: 2N
- 1 x button body: P-359XX
- 1 x connection body for electronic button: P-0112-23
- 1 x two way valve: P-73132-9

Example in plastic-white  
(visible parts)



# EFFECT LIGHT CHAIN *FLATLINE*

Color-light therapy with 7 gently alternating colors



**untighten**



**remove**



**exchange**



**Quick and easy light  
source exchange!!**

You may now offer your customers a unique bathing experience with Koller effect lights that are easily installed.

Corresponding electronic control panel is available. Our in-house manufacture allows us to develop the products to suit your needs. Now, unlike standard light sources, the new Koller effect lights can be easily exchanged via our special key from the inside of the bath.

- »» **No need to dismantle the bath panel**
- »» **No structural works in the bathroom are necessary**

For price and further information please view our **MAIN CATALOGUE**.



# DECK MOUNTED FITTINGS

## 2 Way diverter



### 4 FUNCTIONS:

on / off  
filling / shower

C-10027

## Single mixer



### 2 FUNCTIONS:

hot / cold

C-10025



## Combi Mixer



### 6 FUNCTIONS:

on / off  
hot / cold  
filling / shower

C-10028





## WATER INLET



**Water inlet**

C-11501



**Flatline water inlet**

P-W-10031



**Flatline Water inlet with  
effect light**

P-T-10032



**Flatline water inlet**

C-M00400



**Flatline water inlet  
with overflow**

C-M00401

## DRAIN + OVERFLOW



P-W-10030



P-W-3089



P-W-2089

# SHOWERS

## RETRACTABLE

### Order No. Shower

10023 Shower retractable  
(automatic draining)



A

10023-1 Shower retractable  
**with illuminated decoration**  
**Flatline ring in brass**



B

10023-2 Shower retractable  
**with illuminated SIDE LED**



C

Visible part of hand shower



**Shower hose**

P-C-10023-3



**Shower handle**

P-C-11007



**COMPLETELY RETRACTABLE**

**Order No. Shower**

10022 Shower completely retractable with push mechanism  
**Flatline ring in brass**

**A**



10022-1 Shower completely retractable with push mechanism and **illuminated decoration**  
**Flatline ring in brass**

**B**



10022-2 Shower completely retractable with push mechanism and **illuminated SIDE LED**

**C**



**Visible part of hand shower**



**locked**



**unlocked**



**Height adjustable**  
(e.g. adaptable to the required height)



## AIR BLOWER

**ONLY 57** decibel  
**SUPER-SILENT !!**



**Blower for electronic control** with  
Central fastening Series X605-2 with  
**Sound absorber Elbow 90° P-3602-31**



**Blower for electronic control** with  
Central fastening Series X605-2 with  
**Sound absorber P-3602-30**



### Blower for electronic control



Blower for electronic control

Blower for electronic control with central fastening



### Blower with integrated pneumatic control



Blower with integrated pneumatic control

Blower with integrated pneumatic control with central fastening



### Sound absorber



P-3602-30

### Sound absorber 90° elbow



P-3602-31

Please find blower models of various performance classes, together with sound absorbers in our **MAIN CATALOGUE**.



## FOUR-WAY VALVE WITH MOTOR DRIVE

The feed is projected by a jet pump.  
The four-way valve opens the two exits depending on the position.

P-73232MO



## TWO-WAY VALVE WITH MOTOR DRIVE

The feed is projected by a jet pump.  
The two-way valve opens the exit depending on the position.

P-73032MO

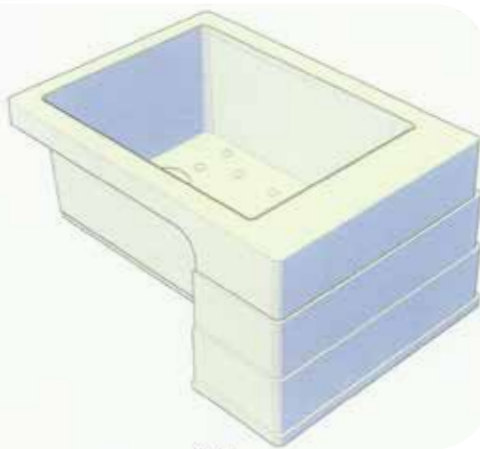


# FOOT MASSAGE BY AIR

Basin size (450 width x 600 length x 300 height x 200 depth) mm  
Basin made of GRP Materials.

**Complete-systems also for  
FOOT MASSAGE !**

**Contents:** Basin, Airkitt Hydro Massage System Installed On Each Basin With (12) ABS Air Jets Chrome Made By (Koller) Austria With Pneumatic (On/off) Push Botton, Air Hoses, Single Phase 230v, 50/60Hz, 830 Watt Air Blower With (4) Vibration Dampers To Reduce Sound Level, Double Safety Airloop, Non Return Valve, ELCB Safety Device 230v Single Phase 10 MA, Air Blower Speed Control.



P-C-1050  
(without basin)

# HUB MAT

- Reduction of noise and vibration
- Simple installation



**Hub mat non-slip**  
P-1683

**NEW !**



**without hub mat**



**with hub mat**



**NEW SILENT hub mat**


Please view our **MAIN CATALOGUE** for further combination possibilities.





# FULLY AUTOMATED ELECTROPLATING UNIT

**NEW** electroplating unit - state of the art electroplating technology!







## SPECIFICATION of the ELECTROPLATING UNIT

### Framed components

Range of production:	nickel-bright and chrome platings
Base material:	brass and copper raw material
Nickel plate:	1-25 $\mu\text{m}$
Chrome plate:	0,2-0,8 $\mu\text{m}$
Programmes:	nickel and nickel-chrome
Possible frame mounting (length x width x depth):	500 x 900 x 200 mm
Area:	max. 110 $\text{dm}^2$ per product carrier
Weight:	max. 50 kg

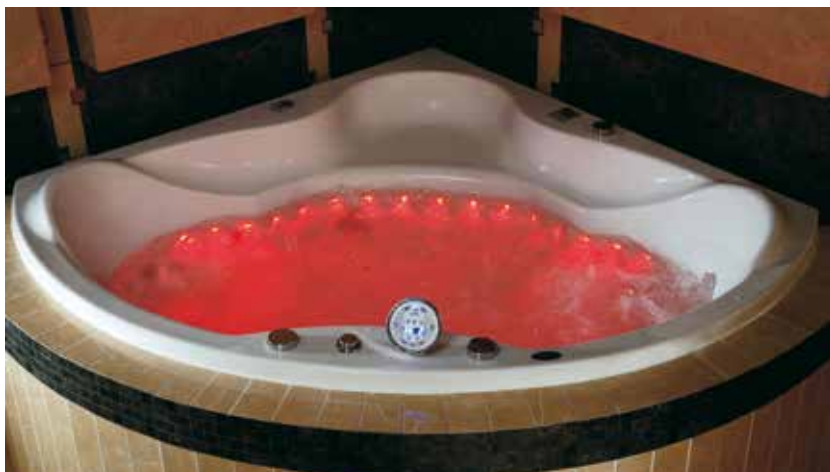
### Drum components

Range of production:	nickel-bright
Base material:	brass and copper raw material
Nickel plate:	1-15 $\mu\text{m}$
Size of the components:	2-100 mm
Weight:	16 kg



# KOLLER

## color light therapy



### MINI LED SPA LIGHT WITH FIXED LIGHT COLOR

Version	Order No.
fixed light color red	5141-A
fixed light color green	5141-B
fixed light color blue	5141-C
fixed light color yellow	5141-D
fixed light color white	5141-E
also available with transformer	see main catalogue



### MINI RGB LED SPA LIGHT WITH CHANGEABLE COLOR



Version	Order No.
color-wheel switching – 7 colors are presented in series	012 5161A-S01
color-wheel changing – the color-wheel is run through continuously	012 5161A-S02
also available with transformer	see main catalogue

### POWER LED SPOT FOR COLOR LIGHT THERAPY

#### Order No.

010 5201A

#### Attention!

Only to be operated underwater! Water level sensor is essential!







### LED SPA LIGHTS



### LED SPA LIGHTS WITH PLASIC SPA LIGHT RING

Version	Order No.
fixed light color white	P-T-10001
light color RGB	P-T-10002

Version	Order No.
fixed light color white	P-C-10001
light color RGB	P-C-10002

### SOURCE OF LIGHT FOR EFFECT LIGHT CHAIN


Length of item	Sources of light	compatibly for:	Weight	Order No.
33 mm	10 Stk.	Lense body Click in	100 g	005 5191A
33 mm	12 Stk.	Lense body Click in	118 g	005 5191A 003
45 mm	10 Stk.	Lense for effect light	108 g	005 5191C

Special desing on inquiry!  
Please find more details in the **Main catalogue**.



### FLAT EFFECT LIGHT CHAIN FOR THE INSTALLATION IN BATHTUBS OR WHIRLPOLS

Effect light chain in FLATLINE available with front changeable illuminant –  
please find more details in the **Main catalogue**.



#### For a flat effect light chain with 10 slots you have to order:

- 10 x lens: P-T-5282-8
- 10 x lens casing: C-5282-10
- 10 x LED individual lamp: 005 5282A
- 1 x effect light chain: 005 5282A-003



### FLATLINE MULTICOLOR SPA LIGHT WITH COLOR-LIGHT THERAPY AND STOP-FUNCTION

**Order No.**

C-M00306




Please find further colors for the spa-light ring, controls and buttons for the operation in our main catalogue.

### MULTICOLOR SPA LIGHT WITH COLOR-LIGHT THERAPY AND STOP-FUNCTION

**Order No.**

C-012 5131B-S01



### LENSE FOR THE EFFECT LIGHT WITH PLASTIC COVER

**Order No.**

P-W-2228-1



Please find further colors for the spa light ring in our main catalogue!

### LENSE FOR THE EFFECT LIGHT WITH BRASS COVER

**Order No.**

C-2228-1







### ELECTRONIC BUTTON

Ø 40 MM

Example A:

Example B:

Example	Order example	Order No.
A	1 x Electronic button: 2N 1 x Button body: P-325XX 1 x Button ring: B-0121-1	<i>please quote as follows:</i> P-3252N B-0121-1
B	1 x Electronic button: 1B 1 x Button body: P-W-326XX	<i>please quote as follows:</i> P-W-3261B




### FLATLINE ELECTRONIC BUTTON

Ø 40 MM WITH LIGHTING CASING

Example installed:

Order example	Order No.
1 x Electronic button: 2N	<i>please quote as follows:</i>
1 x Button body: P-325XX	P-3252N
1 x Flatline button ring: C-M00460-10	C-M00460-10
1 x Flatline space washer: P-M00460-1	P-M00460-1
1 x Flatline lighting casing: C-M05191I (fixed light color: red)	C-M05191I



### LIGHTING CASING

WITH COLOR LIGHT THERAPY

Example installed:

Order example	Order No.
1 x Electronic button: 5I	<i>please quote as follows:</i>
1 x Button body: P-325XX	P-3255I
1 x Button ring: P-W-0121-1	P-W-0121-1
1 x Lighting casing: 005 5191D (light color: RGB)	005 5191D



COMFORT AND RELAXATION FROM THE VERY BEGINNING



# BABY SPA WHIRLPOOL



Calming vario  
massage with  
2x5 soft jets



Color lighting  
system for  
well-being effects



Integrated battery  
for wireless use



**KOLLER**  
**BABY WHIRL**



[www.rkoller.com](http://www.rkoller.com)



**BATH SALTS**  
from the Dead Sea

**BIO-HERBS BATH SALT**  
from the Dead Sea

**SAUNA PERFUME**

**BATH PERFUME**  
special for whirlpools



**SAUNA PERFUME**  
Gift-Set

**FINE BATH PERFUME**  
Gift-Set

**INFRARED CABINS**  
**AROMATHERAPY**

**STEAM BATH**  
**SPRAY**  
Concentrate for  
small Baths

## Relaxan® fragrance products

The special perfume oils and herbal extracts have been specifically designed to be used in whirlpool tubs, saunas, or steam baths. Due to the high concentration of fragrance, the products are very economical in use and create a pleasant scent.

[www.relaxan.at](http://www.relaxan.at)

# At your service, worldwide!



You will find all our contact details at [whirl.rkoller.com](http://whirl.rkoller.com)

**KOLLER** **WHIRL-SYSTEMS**



**RUDOLF KOLLER Ges.m.b.H.**  
A-1210 VIENNA  
Brünner Straße 313-315  
Tel.: +43/1/604 43 33  
[office.vienna.at@rkoller.com](mailto:office.vienna.at@rkoller.com)



**A-3902 VITIS**  
Rudolf-Koller-Straße 1  
Tel.: +43/2841/8207  
[office.vitis.at@rkoller.com](mailto:office.vitis.at@rkoller.com)



**RUDOLF KOLLER spol.s r.o.**  
CZ-37701 JINDRICHUV HRADEC  
Dolní Pena 201  
Tel.: +420/384/370 410  
[office.jhradec.cz@rkoller.com](mailto:office.jhradec.cz@rkoller.com)

