

# KOLLER SYSTEMS

WELLNESS  
MADE BY  
KOLLER



**KOLLER** *WHIRL-  
SYSTEMS*

# DUO BATHTUB

This Duo bathtub is available with or without a whirlpool function

i2

1900 x 1300 mm



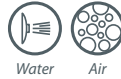
Delivery is made exclusively without cladding.

The cladding shown is for showroom display purposes only.

## BASIC EQUIPMENT

- Bathtub color: white
- Fittings: Flatline Chrome
- 1 Drain-overflow set without filling
- 1 Siphon

### 37 JETS



### 48 JETS



## SYSTEM OVERVIEW 1

- 6 Mini Jets (side)
- 16 Multi Jets (back)
- 4 Micro Jets (foot)
- 11 Air Jets (base / foot)
- 1 Two-way valve manual switching between the Multi Jets (back) and the Micro Jets (foot)
- 2 Side intakes
- 1 Electronic control with speed regulation for the air jets
- 1 Push-button switch on the rim of the bathtub (electronic control button)
- 1 Water level sensor (protects the tub from accidental activation without water)
- Additional function: Residual water drainage and automatic drying of the air jets

## SYSTEM OVERVIEW 2

- 20 Nano Jets (back)
- 4 Micro Jets (foot)
- 24 Whisper Jets (bottom)
- 1 Two-way valve manual switching between the Nano Jets (back) and the Micro Jets (foot)
- 2 Side intakes
- 1 Electronic control with speed regulation for the whisper jets
- 1 Push-button switch on the rim of the bathtub (electronic control button)
- 1 Water level sensor (protects the tub from accidental activation without water)
- Additional function: Residual water drainage and automatic drying of the air jets

Each system can be flexibly adapted to your requirements.

# FREESTANDING BATHTUB



1800 x 800 mm

12 JETS



## EQUIPMENT

- Bathtub color: Bathtub interior in white, exterior cladding in matte black.
- Fittings: Matte Black
- 1 Drain-overflow set without filling
- 1 Siphon
- 1 flexible HT pipe, 1000 mm

## SYSTEM OVERVIEW

- 12 Air Jets (base)
- 1 Electronic control with speed regulation for the air jets
- 1 Push-button switch on the rim of the bathtub (electronic control button)
- 1 Water level sensor (protects the tub from accidental activation without water)
- Additional function: Residual water drainage and automatic drying of the air jets



Our systems can be customized to varying degrees depending on the model — we would be happy to show you which options are available for your bathtub.

## ELEGANT, FREESTANDING BATHTUB WITH AIR MASSAGE

A relaxing bath in pleasantly warm water is pure relaxation for many. In this freestanding bathtub made of sanitary acrylic, you can leave the hustle and bustle of everyday life behind and unwind with the help of the 12 integrated air massage jets. The beautiful shape of this bathtub adds a special touch to your bathroom and will delight you anew every day.

This freestanding bathtub is available with  
*or* without a whirlpool function

This freestanding bathtub is available with a white interior and a matte black exterior, *or* a white interior and a matte white exterior

The fittings are available in various colors:  
matte black, matte white, and chrome

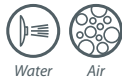


# SEMI-FREESTANDING BATHTUB



1800 x 800 mm

18 JETS



## EQUIPMENT

- Bathtub color: Bathtub interior in white, exterior cladding in matte black.
- Fittings: Matte Black
- 1 Drain-overflow set without filling
- 1 Siphon
- 1 flexible HT pipe, 1000 mm

## SYSTEM OVERVIEW

- 4 Mini Jets (side)
- 4 Micro Jets (back)
- 10 Air Jets (base)
- 1 Air controller for the Mini Jets
- 1 Air controller for the Micro Jets
- 1 Side intake
- 1 Electronic control with speed regulation for the air jets
- 1 Push-button switch on the rim of the bathtub (electronic control button)
- 1 Water level sensor (protects the tub from accidental activation without water)
- Additional function: Residual water drainage and automatic drying of the air jets



Our systems can be customized to varying degrees depending on the model — we would be happy to show you which options are available for your bathtub.

## ELEGANT, SEMI-FREESTANDING BATHTUB WITH AIR AND WATER MASSAGE


A soothing bath in perfectly tempered water is, for many, the epitome of relaxation. In the semi-freestanding bathtub made of sanitary acrylic, you can escape daily stress and indulge yourself with 10 integrated air jets and 8 integrated water jets. The elegant design of the bathtub gives your bathroom a stylish touch and transforms it into a true wellness oasis.



This semi-freestanding bathtub is available with **or** without a whirlpool function


This semi-freestanding bathtub is available with a white interior and a matte black exterior, **or** a white interior and a matte white exterior, **and** comes in right-hand or left-hand version

The fittings are available in various colors: matte black, matte white, and chrome



**LEFT-HAND VERSION**

By default, the head end of the bathtub is also on this side.



**RIGHT-HAND VERSION**

By default, the head end of the bathtub is also on this side.

# SYSTEM 1



Symbolic photo: Tub by Koller  
Tub size 180 x 80 cm


## 8 JETS Water

### EQUIPMENT

- Fittings: Chrome-plated plastic
- 1 Drain-overflow set without filling
- 1 Siphon

### SYSTEM OVERVIEW

- 8 Midi Jets (side)
- 1 Air controller for the Midi Jets
- 1 Function switch (short-stroke button)
- 1 Side intake
- 1 Electronic control
- 1 Water level sensor (protects the tub from accidental activation without water)
- Additional function: Residual water drainage and automatic drying of the air jets



Turning the air controller opens and closes the air admixture. This allows the water massage jet to be made more invigorating.

The system is switched on and off again with the short-stroke button.



Midi Jets (Side)

# SYSTEM 2



Turning the air controller opens and closes the air admixture. This allows the water massage jet to be made more invigorating. The system is switched on and off again with the short-stroke button.



**20 JETS**   
Water

## EQUIPMENT

- Fittings: Chrome-plated plastic
- 1 Drain-overflow set without filling
- 1 Siphon

## SYSTEM OVERVIEW

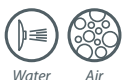
- 4 Midi Jets (side)
- 2 Midi Jets (foot)
- 4 Micro Jets (back)
- 10 Water Jet Micro Jets (base)
- 1 Air controller for the Midi and Micro Jets
- 1 Function switch (short-stroke button)
- 1 Two-way valve (manual changeover between: Jets group 1: Back, side and foot jets and Jets group 2: base jets)
- 1 Side intake
- 1 Electronic control
- 1 Water level sensor (protects the tub from accidental activation without water)
- Additional function: Residual water drainage and automatic drying of the air jets



# SYSTEM 3



24 JETS



## EQUIPMENT

- Fittings: Chrome-plated plastic
- 1 Drain-overflow set without filling
- 1 Siphon

## SYSTEM OVERVIEW

- 4 Midi Jets (side)
- 2 Midi Jets (foot)
- 6 Micro Jets (back)
- 12 Air Jets (base)
- 1 Air controller for the Midi and Micro Jets
- 1 Direct Line push button (4 functions)
- 1 Side intake
- 1 Electronic control with speed regulation for the air jets
- 1 Water level sensor (protects the tub from accidental activation without water)
- Additional function: Residual water drainage and automatic drying of the air jets



Turning the air controller opens and closes the air admixture. This allows the water massage jet to be made more invigorating.

The system is switched on and off again with the Direct Line pushbutton switch. Starts, stops and regulates the blower, or switches the water system on and off.



Midi Jets (Foot)



Air Jets (Bottom)



Micro Jets (Back)



Midi Jets (Side)

# SYSTEM 4



Tub size 180 x 80 cm  
Symbolic photo: Tub by Koller



SHORT-STROKE  
BUTTON

The effect light chain is switched on and off again with the short-stroke button.



Effect light chain

## 20 LED-COLOR LIGHT DOTS



### EQUIPMENT

- Fittings:  
Chrome-plated plastic
- 1 Drain-overflow set  
without filling
- 1 Siphon

### SYSTEM OVERVIEW

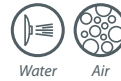
- 20 LED-Color light dots (Side)
- 1 Function switch  
(short-stroke button)
- 1 Electronic control



# WALK-IN BATHTUB

## AVAILABLE EQUIPMENT

26 JETS



### BASIC EQUIPMENT

- 1 Front and 1 side panel
- Fittings: Chrome-plated plastic
- 1 Drain-overflow set without filling
- 1 Siphon
- 1 flexible HT pipe, 1000 mm

### OPTION 1 - WATER MASSAGE

- 12 Micro Jets (back, side, foot)
- 4 Future Jets (bottom)
- 1 Function switch (short-stroke button)
- 1 Side intake
- 1 Electronic control
- 1 Water level sensor

### OPTION 2 - AIR MASSAGE

- 10 Air Jets (seat)
- 1 Function switch (short-stroke button)
- 1 Electronic control
- 1 Water level sensor

### OPTION 3 - LED RGB Color Light System


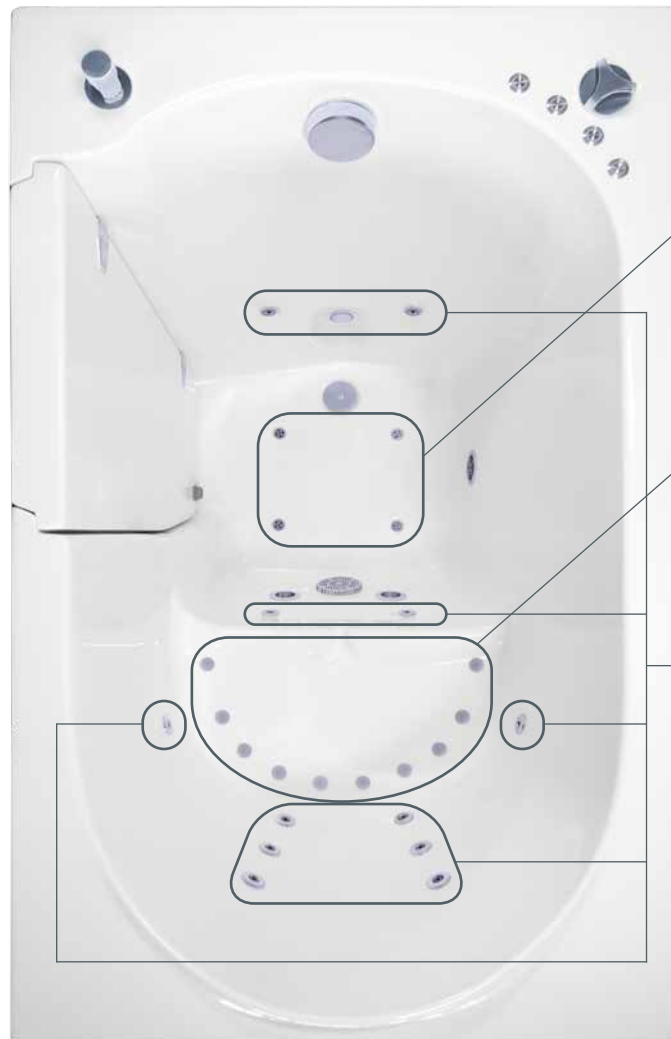
- 1 LED RGB single spot
- 1 Function switch (short-stroke button)

### OPTION 4 - MILK

- 2 Milk Jets
- 1 Side intake
- 1 Function switch (short-stroke button)
- 1 Electronic control
- 1 Water level sensor

### OPTION 5 - HAND SHOWER

- 1 Hand shower plastic chrome-plated



The system is switched on and off again with the short-stroke button.

### Two-way valve

By turning the two-way valve, different groups of water jets can be controlled.



ANBA




# EFFECT LIGHT CHAIN

The effect light chain can be integrated into any bathtub, regardless of the selected system.

The LED RGB color lights create a wonderfully relaxing atmosphere. They produce gently changing colors and a calm, low-stimulation ambiance. This unique lighting experience can be controlled and stopped using the short-stroke button.

If you prefer a single-color setting, you can choose from 7 base colors: red, yellow, green, turquoise, blue, violet, and white.



## INSPECTION FLAP

### PLEASE NOTE!

Please note: For our system bathtubs (Systems 1 to 4), the arperates and control units are generally positioned under the left side of the bathtub, viewed from the drain/overflow side (see diagram). In this area, an inspection flap must be provided to ensure easy access to the technical components in case of service. For this purpose, we recommend the inspection flap with ventilation grille from Koller, which is available as an accessory for every bathtub.

Please also note that the siphon must remain accessible in the area of the drain/overflow fitting (e.g., in case of blockage). Therefore, an additional concealed inspection flap should be planned in this area as well.

**If it is necessary to position the technical components on the right side, please contact us in advance.**

Technical equipment under the bathtub



Drain and overflow

# DIRECT SYSTEM COMPARISON



## SYSTEM

FLATLINE  
MIDI JET

FLATLINE  
WATER JET  
MICRO

FLATLINE  
MICRO JET

FLATLINE  
AIR JET

EFFECT LIGHT  
CHAIN COLOR  
LIGHT DOTS


1	8	-	-	-	-
2	6	10	4	-	-
3	6	-	6	12	-
4	-	-	-	-	20

## THE JETS

**FLATLINE** [impressive, super flat, geometry of the jets]

Our high-quality in-house manufactured Flatline jets and whirlpool components ensure a real feeling of wellness. Depending on the system selected, gentle or invigorating jets of water massage your body - making your relaxing bath a healthy feel-good experience.

The ultimate bubble experience!



*Flatline Midi Jet* Ø 50 mm




Symbiotic photo

*Flatline Micro Jet* Ø 28 mm



Symbiotic photo

*Flatline Water Jet Micro* Ø 27 mm



Symbiotic photo

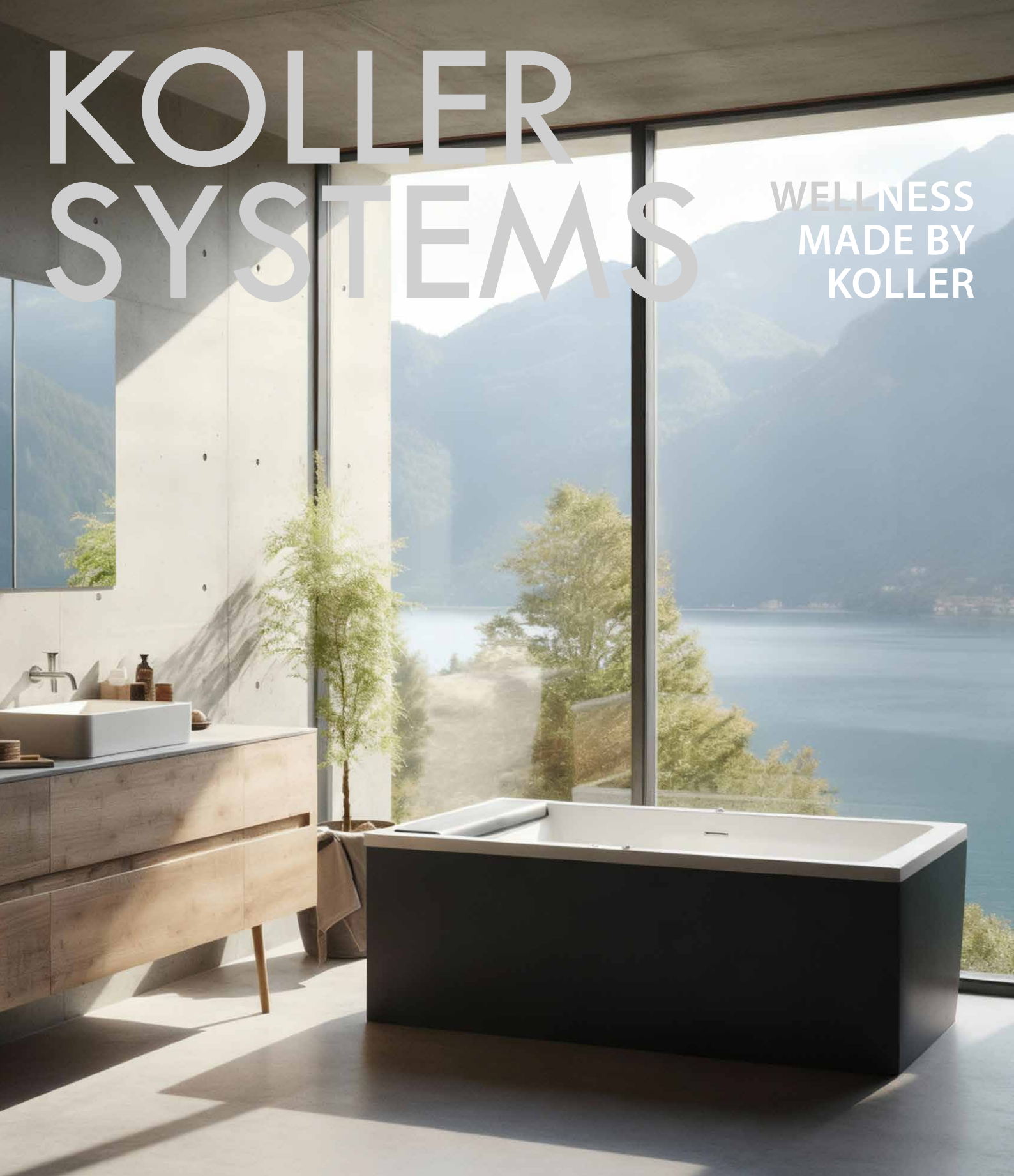
*Flatline Air Jet* Ø 27 mm



Symbiotic photo

# KOLLER SYSTEMS

WELLNESS  
MADE BY  
KOLLER



**KOLLER** WHIRL-SYSTEMS

**RUDOLF KOLLER Ges.m.b.H.**  
A-1210 VIENNA  
Brünner Straße 313-315  
Tel.: +43 1 604 43 33  
office.vienna.at@rkoller.com

A-3902 VITIS  
Rudolf-Koller-Straße 1  
Tel.: +43 2841 8207  
office.vitis.at@rkoller.com



Since  
1978



**RUDOLF KOLLER spol.s r.o.**  
CZ-37701 JINDRICHUV HRADEC  
Dolni Pena 201  
Tel.: +420 384 370 410  
office.jhradec.cz@rkoller.com

+43 2841 8207

[whirl.rkoller.com](http://whirl.rkoller.com)